

Corrections Victoria

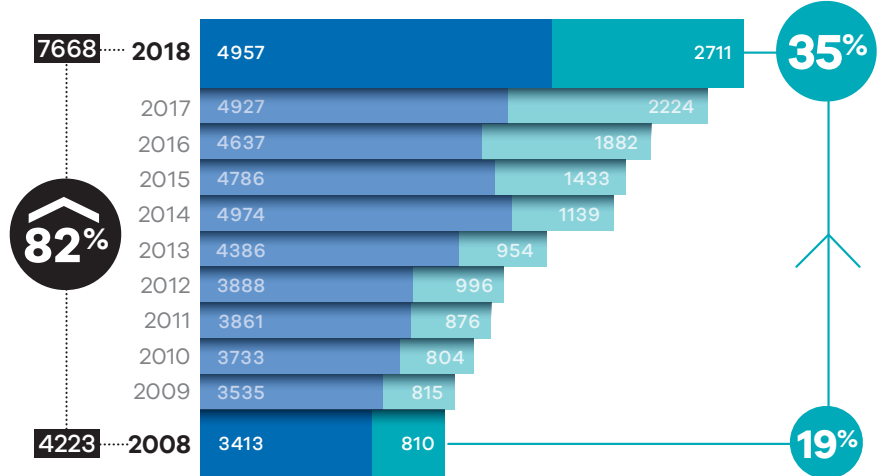
PRISONER PROFILE

Figures as at 30 June (each year)

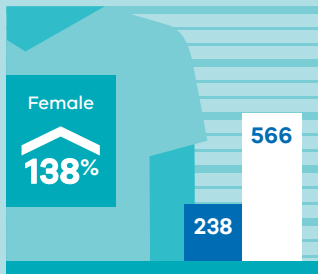
The Victorian prisoner population has grown by over 80 per cent in the last 10 years, with 35 per cent of prisoners now on remand. The rate of imprisonment has also increased (from 104.4 prisoners per 100,000 Victorian adults to 152.4) meaning that the prison population is growing faster than the general adult population (which increased by 24 per cent over this period).*

■ Sentenced ■ Unsentenced

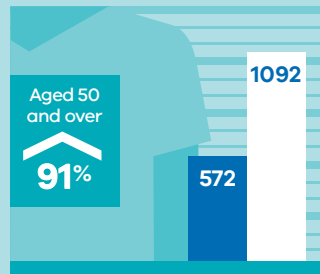
*Australian Bureau of Statistics, Demographic Statistics (March 2018)



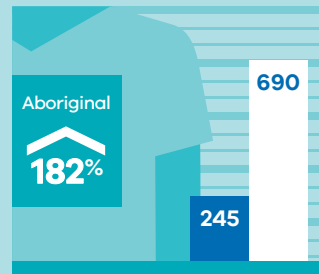
There has been significant growth in certain prisoner cohorts over the last ten years



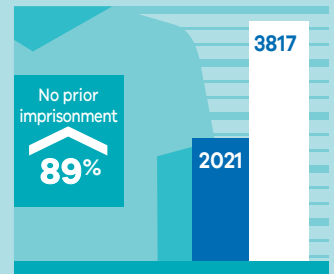
Female prisoner numbers have more than doubled and now represent seven per cent of the prisoner population, compared to six per cent in 2008. In 2018, 42 per cent of women in prison were on remand.



The number of prisoners aged 50 and over has almost doubled, however the proportion has remained stable (at 14 per cent of the prison population), as has the proportion of prisoners aged under 25 (12 per cent).



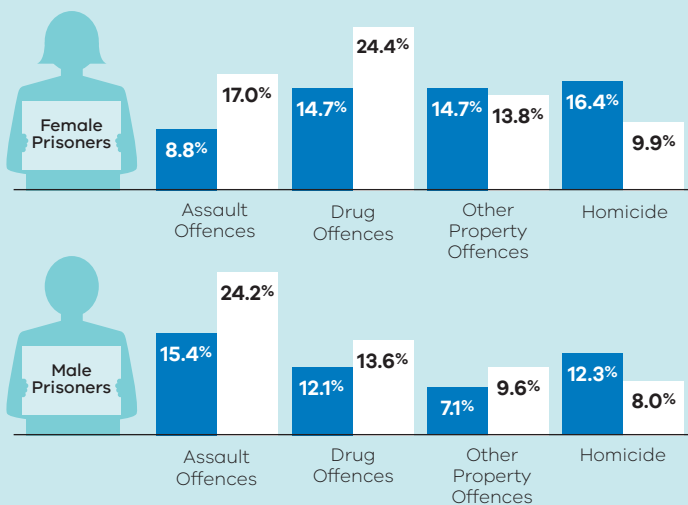
The number of Aboriginal and Torres Strait Islander prisoners has nearly tripled, now representing nine per cent of the prisoner population compared with six per cent in 2008. In 2018, over one in ten women in prison (13 per cent) were Aboriginal.



The number of prisoners who had not previously served a prison sentence has almost doubled, now representing half of the prison population, and 60 per cent of women in prison.

Proportion of prisoners by most serious offence or charge, 2008-2018

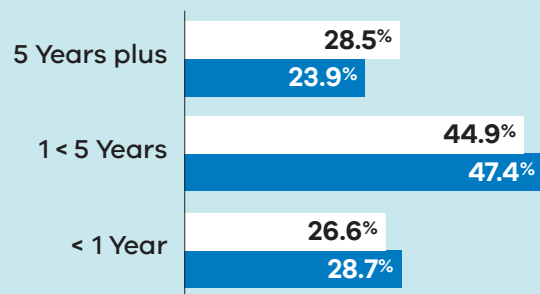
There have been changes in the offence profile of both male and female populations, with an increase in the proportion of prisoners with a most serious offence or charge of assault and drug offences.



■ 2008 ■ 2018

Proportion of prisoners by effective sentence length**

The proportion of sentenced prisoners with an effective sentence length of five years or over has increased since 2008. This has been driven by increases in male prisoners receiving a sentence of this length, with decreasing proportions of male sentenced prisoners serving a sentence under one year and between one and five years.



In 2018, 41 per cent of sentenced female prisoners were serving a sentence of less than one year, representing a significant increase from 2016 (31 per cent).

** Effective sentence length represents the minimum period of imprisonment which a sentenced prisoner is expected to serve.