

Corrections Victoria

OFFENDER PROFILE – COMMUNITY CORRECTIONAL SERVICES (CCS)

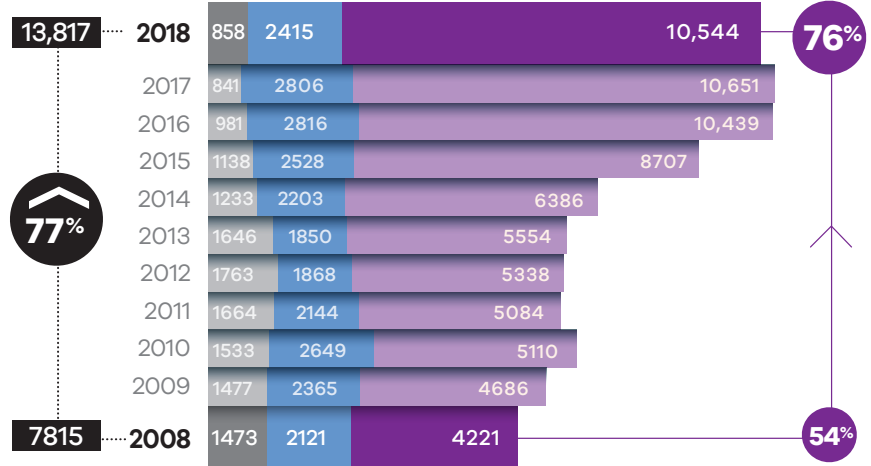
CCS manages offenders on parole, court and administrative orders (eg non-payment of fines)

Figures as at 30 June (each year)

Following a period of sustained growth since 2014, the CCS offender population decreased in 2018. This decrease was driven by fewer offenders being managed on a supervised court order (a decrease of one per cent since 2017) or reparation order (a decrease of 14 per cent). Conversely, the number of prisoners on parole has increased for the first time since 2012.

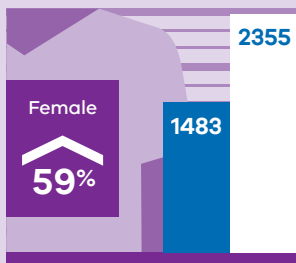
Between 2008 and 2018:

- the number of offenders managed on a supervised court order more than doubled, increasing from 54 per cent to 76 per cent of the total CCS population
- the number of offenders on reparation orders increased by 14 per cent, however the proportion decreased to 18 per cent (from 27 per cent) of the total CCS population.
- the number of prisoners on parole decreased by 42 per cent, falling from 19 per cent to six per cent of the total CCS population.

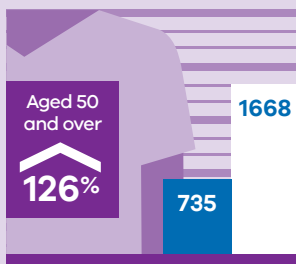


- Prisoners on parole orders** are prisoners who are conditionally released to serve the remainder of their prison term in the community on parole.
- Offenders with reparation orders** are required to undertake unpaid community work only.
- Offenders with supervised court orders** have at least one condition other than community work.

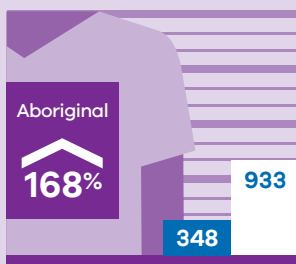
Trends in offender cohorts over the last 10 years



While the number of female offenders in CCS has increased by 59 per cent, the proportion of women as part of the total CCS offender population has decreased from 19 per cent to 17 per cent. Women are more likely than men to be on a reparation order (22 per cent and 17 per cent at 30 June 2018 respectively).



The number of offenders aged 50 years and over has increased, now accounting for 12 per cent of the total CCS population (up from nine per cent). Conversely, offenders aged under 25 years have decreased from 23 per cent to 15 per cent of the offender population

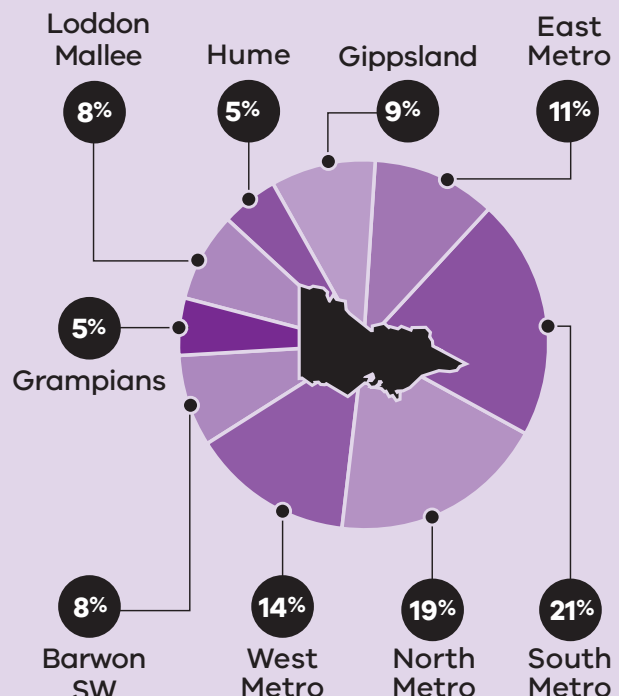


The number of Aboriginal and Torres Strait Islander offenders managed by CCS increased by 168 per cent (compared to a 77 per cent increase for the overall offender population).

At 30 June 2018, 79 per cent of these offenders were on supervised court orders, with a further 18 per cent on reparation orders. Most of these offenders (62 per cent) were reporting to a non-metropolitan CCS location.

*The identification of Aboriginal offenders has improved over the last 10 years, which may have contributed to the increase in Aboriginal numbers reported.

Offender numbers by region (2018)



The majority of offenders report to metropolitan CCS locations with 65 per cent falling within the four metro areas.

2008 2018